

INTRO TO WeBWorK END-OF-SEMESTER PRACTICE FOR SPRING 2010 MATH 1272

V. REINER

CAVEATS

Here are a few general warnings about this quick-fix system giving you access to this national database of calculus problems that we've currently set up¹

- (1) There are way too many problems to try; don't worry about it. Just use **some** of it for extra practice.
- (2) Furthermore, very little weeding out of irrelevant problems was done. This means that there are many which you should ignore for our Math 1272, and you'll have to recognize them as such yourself.
- (3) You'll encounter some security warnings when you try logging into WeBWorK; see below.

Logging In.

- (1) Navigate your web browser to <https://oak.math.umn.edu/webwork2/>.
- (2) Your browser may prompt a security warning. Examples for Microsoft Internet Explorer, Mozilla Firefox and Safari are shown below in Figures 1 through 3.
The warning is generated because the encryption certificate for our WeBWorK server was created by our mathematics department, and not one of the large national corporations known to the web browser. You may safely ignore the security warning as follows.
 - (a) In Internet Explorer, click on "Continue to this website (not recommended)."
 - (b) In Firefox, click on "I Understand the Risks." Then click on "Add Exception..." and follow by selecting "Confirm Security Exception." (Depending on your version of Firefox, you may need to click "View Certificate" before you can confirm the security exception.)
 - (c) In Safari, click "Continue."
- (3) When you see the main WeBWorK screen, click on `math-1272-lecture010-s10`.
- (4) Please proceed to log into WeBWorK using login name and password, which are the first 8 letters of your university e-mail (like `reine001` for me) and your 7-digit student ID number.

¹With profound thank to Prof. Jon Rogness of MathCEP for doing the set-up, and providing the template for this document.

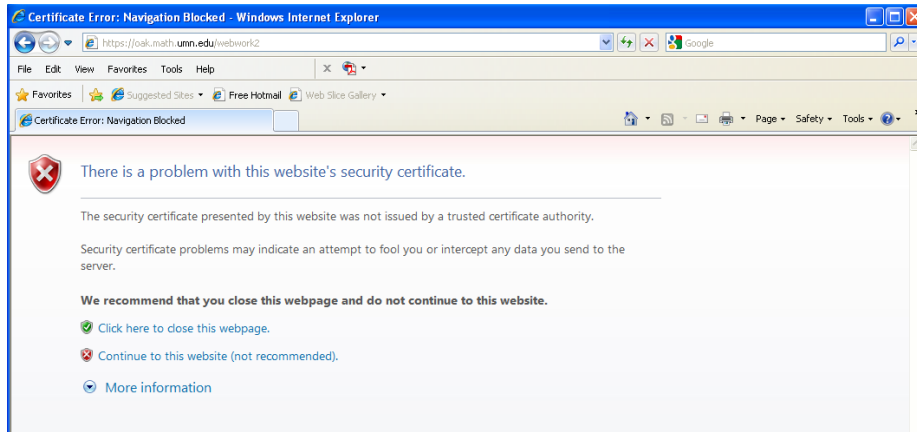


FIGURE 1. Security warning when connecting to WeBWorK with Internet Explorer 8

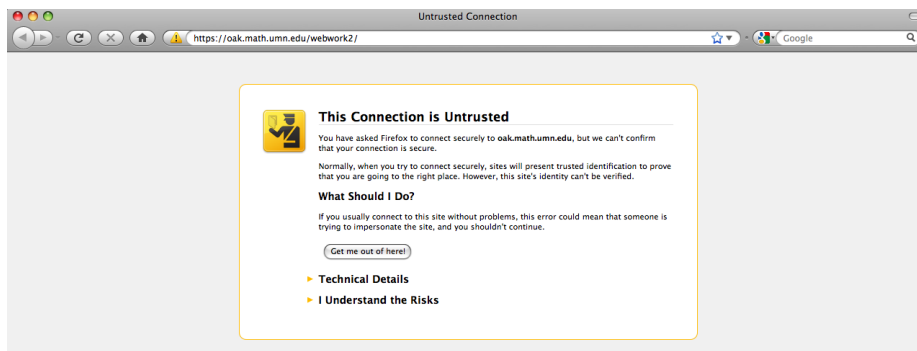


FIGURE 2. Security warning when connecting to WeBWorK with Firefox 3.5

- (5) Now, click on Password/Email in the left menu bar. Please change your password to something that you will remember and is confidential. Also, **please make sure that WeBWorK has your current email address.**
- (6) Select Homework Sets in the left menu bar, and then click on the first homework set. Follow the instructions on screen to complete the assignment.

Remember to logout of WeBWorK after you have completed your session. The “Log Out” button is in the upper right corner of the webpage. This is especially important for those students who are at a public computer.

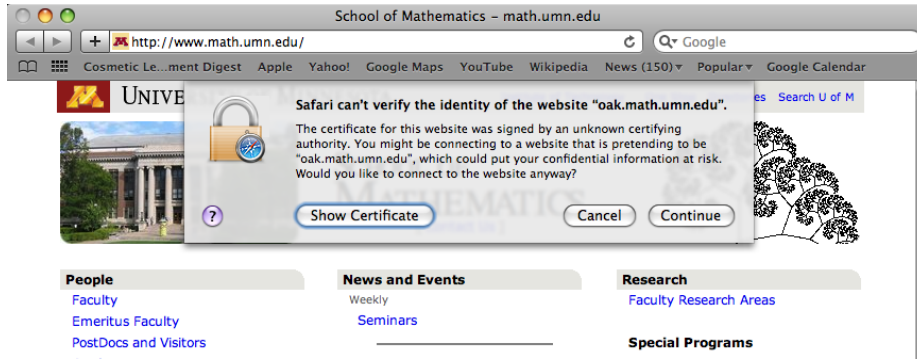


FIGURE 3. Security warning when connecting to WeBWorK with Safari 4.0